


# Conductive Elastomer Sheet Stock



## Sheet Stock

Every Chomerics elastomer (except 1239) material is available in sheet form. We are able to meet most requirements with the standard sizes and thicknesses shown in Table 25. For sizes not shown, contact Chomerics' Sales Department.

## Adhesive Backing

All standard *silicone* sheets of 0.032 inch (0.81 mm) thickness or greater are available with a thin, non-conductive pressure-sensitive adhesive backing (PSA). This adhesive increases gasket volume resistivity and interface flange resistance, with a corresponding reduction in shielding effectiveness (generally 5-10 dB). Performance and property specifications included in this catalog are for materials without adhesive backing. Adhesive backing is *not* available on fluorosilicone or CHO-SEAL 1501 materials.

## Custom Die-Cut Parts

Custom parts can be Die-Cut by Chomerics or our Authorized Fabricators from any standard sheet stock. Please provide a sketch or drawing. Chomerics' part number for custom die-cut parts is

**19-11-XXXX-ZZZZ**

where XXXX is a sequential engineering drawing number assigned by Chomerics, and ZZZZ is the material designation (1215, 1217, etc.).

## Custom Sheets

For applications where standard CHO-SEAL and CHO-SIL sheets are not suitable, Chomerics can satisfy the following requirements:

1. Special materials can be compounded to provide specific physical or chemical properties.

2. Custom sizes can be molded from 0.020 inch (0.51 mm) to 0.250 inch (6.35 mm) for most materials (min. thickness for CHO-SIL sheets is generally 0.045 inch (1.14 mm)).
3. Custom sizes can be cut.

## Ordering Procedure

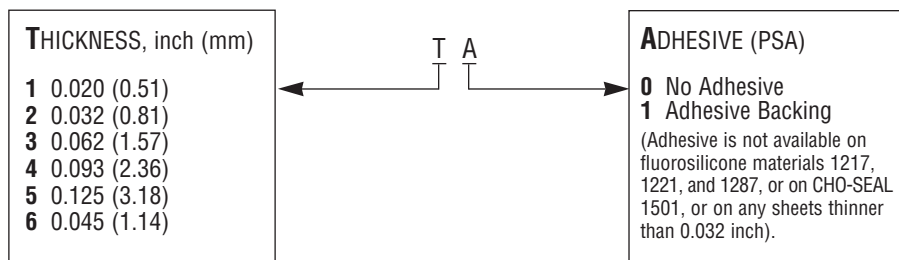
Select the part number from Table 25, on page 2. The last four digits designate the material. For "TA" in the part number, select the desired thickness and adhesive option from the blocks below the table. *For custom sizes or thicknesses, part numbers will be assigned by Chomerics.*

Table 25

STANDARD SHEET STOCK SIZE							
Part Number*	Sheet Size inches (cm)	AVAILABILITY BY THICKNESS					
		0.020 ± 0.004 (0.51 ± 0.10)	0.032 ± 0.005 (0.81 ± 0.13)	0.045 ± 0.006 (1.14 ± 0.15)	0.062 ± 0.007 (1.57 ± 0.18)	0.093 ± 0.010 (2.36 ± 0.25)	0.125 ± 0.010 (3.18 ± 0.25)
40-TA-1010-1215	10 x 10 (25.4 x 25.4)	✓	✓	✓	✓	✓	✓
40-TA-1015-1215	10 x 15 (25.4 x 38.1)	✓	✓	✓	✓	✓	✓
40-TA-1020-1215	10 x 20 (25.4 x 50.8)	✓	✓	✓	✓	✓	✓
40-TA-1520-1215	15 x 20 (38.1 x 50.8)	NA	✓	✓	✓	✓	✓
40-TA-2030-1215	20 x 30 (50.8 x 76.2)	NA	✓	✓	✓	✓	✓
40-TO-1010-1217	10 x 10 (25.4 x 25.4)	✓	✓	✓	✓	✓	✓
40-TO-1015-1217	10 x 15 (25.4 x 38.1)	✓	✓	✓	✓	✓	✓
40-TO-1020-1217	10 x 20 (25.4 x 50.8)	✓	✓	✓	✓	✓	✓
40-TO-1520-1217	15 x 20 (38.1 x 50.8)	NA	NA	NA	✓	✓	✓
40-TO-2030-1217	20 x 30 (50.8 x 76.2)	NA	NA	NA	✓	✓	✓
40-TO-1010-1221	10 x 10 (25.4 x 25.4)	✓	✓	✓	✓	✓	✓
40-TO-1015-1221	10 x 15 (25.4 x 38.1)	✓	✓	✓	✓	✓	✓
40-TO-1020-1221	10 x 20 (25.4 x 50.8)	✓	✓	✓	✓	✓	✓
40-TO-1520-1221	15 x 20 (38.1 x 50.8)	NA	✓	✓	✓	✓	✓
40-TO-2030-1221	20 x 30 (50.8 x 76.2)	NA	✓	✓	✓	✓	✓
40-TA-1010-1224	10 x 10 (25.4 x 25.4)	✓	✓	✓	✓	✓	✓
40-TA-1015-1224	10 x 15 (25.4 x 38.1)	✓	✓	✓	✓	✓	✓
40-TA-1020-1224	10 x 20 (25.4 x 50.8)	✓	✓	✓	✓	✓	✓
40-TA-1520-1224	15 x 20 (38.1 x 50.8)	NA	✓	✓	✓	✓	✓
40-TA-2030-1224	20 x 30 (50.8 x 76.2)	NA	✓	✓	✓	✓	✓
40-TA-1010-1285	10 x 10 (25.4 x 25.4)	✓	✓	✓	✓	✓	✓
40-TA-1015-1285	10 x 15 (25.4 x 38.1)	✓	✓	✓	✓	✓	✓
40-TA-1020-1285	10 x 20 (25.4 x 50.8)	✓	✓	✓	✓	✓	✓
40-TA-1520-1285	15 x 20 (38.1 x 50.8)	✓	✓	✓	✓	✓	✓
40-TA-2030-1285	20 x 30 (50.8 x 76.2)	✓	✓	✓	✓	✓	✓
40-TO-1010-1287	10 x 10 (25.4 x 25.4)	✓	✓	✓	✓	✓	✓
40-TO-1015-1287	10 x 15 (25.4 x 38.1)	✓	✓	✓	✓	✓	✓
40-TO-1020-1287	10 x 20 (25.4 x 50.8)	✓	✓	✓	✓	✓	✓
40-TO-1520-1287	15 x 20 (38.1 x 50.8)	✓	NA	NA	✓	✓	✓
41-TA-1010-1485	10 x 10 (25.4 x 25.4)	NA	✓	✓	✓	✓	✓
41-TA-1015-1485	10 x 15 (25.4 x 38.1)	NA	✓	✓	✓	✓	✓
41-TA-1020-1485	10 x 20 (25.4 x 50.8)	NA	✓	✓	✓	✓	✓
41-TA-1520-1485	15 x 20 (38.1 x 50.8)	NA	✓	✓	✓	✓	✓
41-TA-2030-1485	20 x 30 (50.8 x 76.2)	NA	✓	✓	✓	✓	✓
41-TA-1010-1401	10 x 10 (25.4 x 25.4)	NA	✓	✓	✓	✓	✓
41-TA-1015-1401	10 x 15 (25.4 x 38.1)	NA	✓	✓	✓	✓	✓
41-TA-1020-1401	10 x 20 (25.4 x 50.8)	NA	✓	✓	✓	✓	✓
41-TA-1520-1401	15 x 20 (38.1 x 50.8)	NA	✓	✓	✓	✓	✓
41-TA-2030-1401	20 x 30 (50.8 x 76.2)	NA	✓	✓	✓	✓	✓
43-TO-1010-1501	10 x 10 (25.4 x 25.4)	NA	✓	✓	✓	✓	✓
43-TO-1015-1501	10 x 15 (25.4 x 38.1)	NA	✓	✓	✓	✓	✓

✓ Available  
 NA = Not Available  
 \* TA refers to thickness and adhesive options (see below).

For sizes other than those shown, change 5th through 8th digits in Part Number to reflect desired size (e.g., 0415 is a 4 in. x 15 in. size).



continued next page

(mm dimensions in parentheses)

Table 25 *continued*

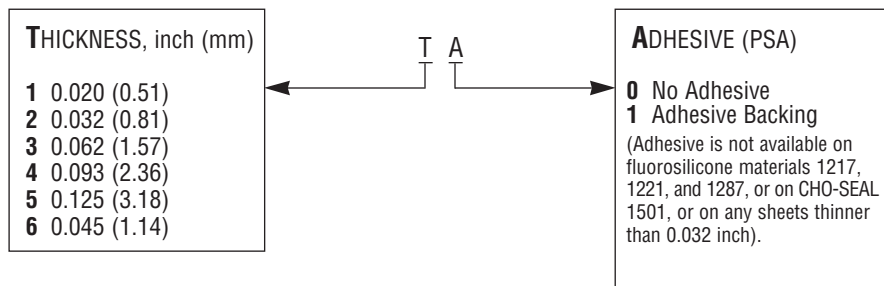
STANDARD SHEET STOCK SIZE							
	Sheet Size inches (cm)	AVAILABILITY BY THICKNESS					
		0.020 ± 0.004 (0.51 ± 0.10)	0.032 ± 0.005 (0.81 ± 0.13)	0.045 ± 0.006 (1.14 ± 0.15)	0.062 ± 0.007 (1.57 ± 0.18)	0.093 ± 0.010 (2.36 ± 0.25)	0.125 ± 0.010 (3.18 ± 0.25)
40-TO-1010-L6303	10 x 10 (25.4 x 25.4)	✓	✓	✓	✓	✓	✓
40-TO-1015-L6303	10 x 15 (25.4 x 38.1)	✓	✓	✓	✓	✓	✓
40-TO-1020-L6303	10 x 20 (25.4 x 50.8)	✓	✓	✓	✓	✓	✓
40-TO-1520-L6303	15 x 20 (38.1 x 50.8)	NA	✓	✓	✓	✓	✓
40-TA-1010-S6304	10 x 10 (25.4 x 25.4)	✓	✓	✓	✓	✓	✓
40-TA-1015-S6304	10 x 15 (25.4 x 38.1)	✓	✓	✓	✓	✓	✓
40-TA-1020-S6304	10 x 20 (25.4 x 50.8)	✓	✓	✓	✓	✓	✓
40-TA-1520-S6304	15 x 20 (38.1 x 50.8)	NA	✓	✓	✓	✓	✓
40-TA-1010-S6305	10 x 10 (25.4 x 25.4)	✓	✓	✓	✓	✓	✓
40-TA-1015-S6305	10 x 15 (25.4 x 38.1)	✓	✓	✓	✓	✓	✓
40-TA-1020-S6305	10 x 20 (25.4 x 50.8)	✓	✓	✓	✓	✓	✓
40-TA-1520-S6305	15 x 20 (38.1 x 50.8)	NA	✓	✓	✓	✓	✓
40-TO-1010-E6306	10 x 10 (25.4 x 25.4)	✓	✓	✓	✓	✓	✓
40-TO-1015-E6306	10 x 15 (25.4 x 38.1)	✓	✓	✓	✓	✓	✓
40-TO-1020-E6306	10 x 20 (25.4 x 50.8)	✓	✓	✓	✓	✓	✓
40-TA-1010-1212	10 x 10 (25.4 x 25.4)	✓	✓	✓	✓	✓	✓
40-TA-1015-1212	10 x 15 (25.4 x 38.1)	✓	✓	✓	✓	✓	✓
40-TA-1020-1212	10 x 20 (25.4 x 50.8)	✓	✓	✓	✓	✓	✓
40-TA-1520-1212	15 x 20 (38.1 x 50.8)	NA	✓	✓	✓	✓	✓
40-TO-1010-1298	10 x 10 (25.4 x 25.4)	✓	✓	✓	✓	✓	✓
40-TO-1015-1298	10 x 15 (25.4 x 38.1)	✓	✓	✓	✓	✓	✓
40-TO-1020-1298	10 x 20 (25.4 x 50.8)	✓	✓	✓	✓	✓	✓
40-TO-1520-1298	15 x 20 (38.1 x 50.8)	NA	NA	NA	✓	✓	✓
40-TO-1010-V6433	10 x 10 (25.4 x 25.4)	NA	✓	✓	✓	✓	✓
40-TO-1015-V6433	10 x 15 (25.4 x 38.1)	NA	✓	✓	✓	✓	✓
40-TO-1520-V6433	15 x 20 (38.1 x 50.8)	NA	✓	✓	✓	✓	✓
40-TO-1010-E6434	10 x 10 (25.4 x 25.4)	NA	✓	✓	✓	✓	✓
40-TO-1015-E6434	10 x 15 (25.4 x 38.1)	NA	✓	✓	✓	✓	✓
40-TO-1520-E6434	15 x 20 (38.1 x 50.8)	NA	✓	✓	✓	✓	✓

✓ Available

NA = Not Available

\* TA refers to thickness and adhesive options (see below).

For sizes other than those shown, change 5th through 8th digits in Part Number to reflect desired size (e.g., 0415 is a 4 in. x 15 in. size).



(mm dimensions in parentheses)