

Cassette Seals

Durable Reliability in Demanding Applications



Reliable sealing in severe conditions

Parker cassette seals deliver durable sealing reliability in demanding applications. These complex rotary seals are used in harsh environments under extreme operating conditions to shield and exclude contaminants such as wash down water spray of gear reducers in food applications or external pollution and debris common in agriculture, mining, and power generation.

Cassette seals feature multiple sealing contact points with the advantages of a fully incorporated, unitized design. Sealing elements ride on an internal sealing surface — minimizing shaft surfacing requirements — with no shaft grooving.



Contact Information: Product design features may include:

Parker Hannifin Corporation
Engineered Polymer Systems Division
2220 South 3600 West
Salt Lake City, UT 84119

phone 800 233 3900
fax 936 560 8998
eps-ccare@parker.com

www.parker.com

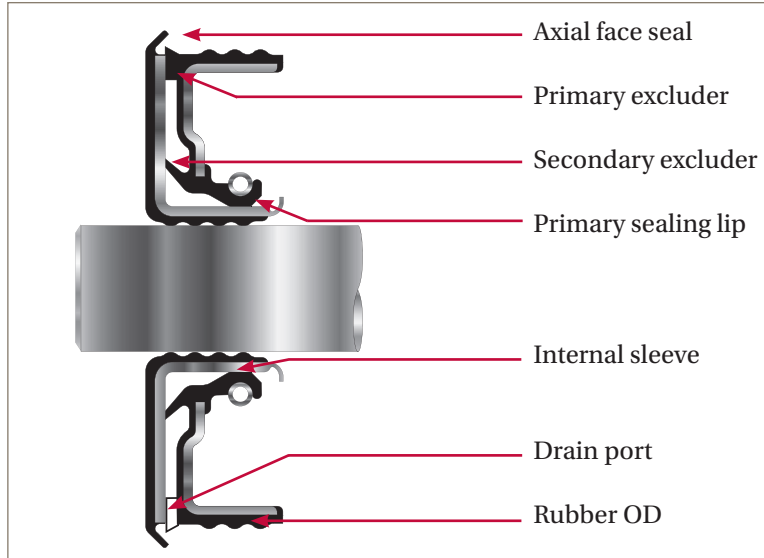
- Static sealing on the shaft and in the housing bore
- Excluder lips for added protection against contamination, pollution, water spray, debris
- Patented axial face seal surface for exclusion
- ParKote™ bore sealant fills small imperfections in the bore
- Rubber covered OD provides improved sealing due to thermal changes or soft alloy housing







ENGINEERING YOUR SUCCESS.

Standard & Custom Designs

Parker offers standard as well as custom cassette seal designs. Operating conditions and severity of the environment will dictate which design will meet your needs. Custom designs featuring additional or alternate sealing or exclusion contact points may be engineered for special conditions such as high misalignment, pressure or axial movement.



Anatomy of a cassette seal

Profile	Features
 CHPS	Incorporates multiple drain ports and integral axial face seal for excellent water exclusion
 CHPF	Features drain port incorporated into a flanged design for maximum exclusion of contaminants into the bore
 CL	Includes multiple contact points for enhanced exclusion of contaminants in harsh environments at low speeds
 CB	Offers a metal press fit at the bore and axial face seal riding on its own case to allow use in applications with narrow width requirements

Typical operating ranges for standard designs

Operating Temperature Range	NBR: -20 to 250 °F (-29 to 121 °C) FKM: -40 to 400 °F (-40 to 204 °C)
Shaft Surface Speed	Up to 3200 fpm (16.3 m/s), depending on design
Maximum Pressure	0 to 7 psi (0 to 0.48 bar), depending on shaft speed
Shaft Size Range	0.500 to 14.000 inches (10 to 350 mm)

Experienced Design Engineering

For custom designs, Parker's experienced design engineering team can work with you to design a custom cassette seal which meets your application needs and unique sealing objectives.

Contact Parker Customer Service representatives at 800-233-3900 for size and availability on standard designs or to request custom design engineering assistance.

